

**A4 EN 14439 - C50 - D50**

**TOWER CONFIGURATION - REACTIONS**

CONFIGURAZIONE TORRE - REAZIONI / CONFIGURATION TOUR - RÉACTIONS / TORRE DE CONFIGURACIÓN - REACCIONES / КОНФИГУРАЦИЯ БАШНИ - РЕАКЦИИ

**EN 14439 - C50**
**▣ 0,975 m L2,8 m - A**

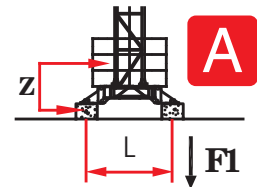
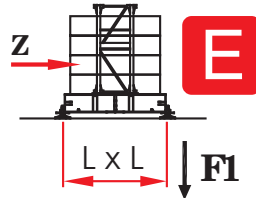
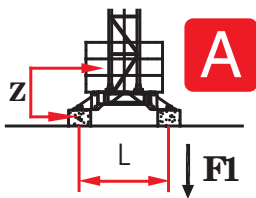
	H (m)	Z(t)	F1 (kN)
5,9 m	-	-	-
5,9 m	29.65	44.0	306
5,9 m	23.75	40.0	274
5,9 m	17.85	36.0	240
5,9 m	11.95	32.0	216

**▣ 0,975 m L2,8 m - E**

	H (m)	Z(t)	F1 (kN)
5,9 m	-	-	-
5,9 m	29.20	44.0	305
5,9 m	23.30	40.0	273
5,9 m	17.40	36.0	240
5,9 m	11.50	32.0	216

**▣ 0,975 m L3,2 m - A**

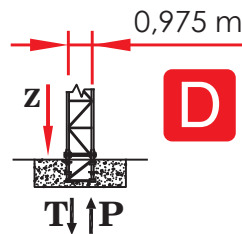
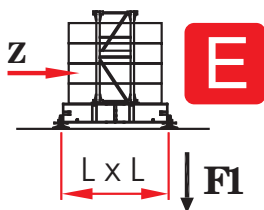
	H (m)	Z(t)	F1 (kN)
5,9 m	-	-	-
5,9 m	30.10	39.6	275
5,9 m	24.20	34.6	242
5,9 m	18.30	29.7	213
5,9 m	12.40	24.7	199


**▣ 0,975 m L3,2 m - E**

	H (m)	Z(t)	F1 (kN)
5,9 m	-	-	-
5,9 m	29.50	39.6	274
5,9 m	23.60	34.7	241
5,9 m	17.70	29.7	212
5,9 m	11.80	24.8	199

**▣ 0,975 m - D**

	H (m)	F2 (kN)	F3 (kN)
5,9 m	-	-	-
5,9 m	28.8	509	403
5,9 m	22.9	441	342
5,9 m	17.0	387	297
5,9 m	11.1	346	263



Comply with the specified ballast / Attenersi alla zavorra indicata / S'en tenir au lest indiqué / Spagnolo / Соблюдать указанный балласт

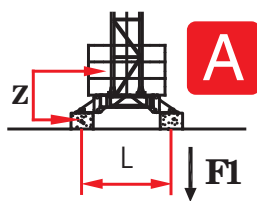
## TOWER CONFIGURATION - REACTIONS

CONFIGURAZIONE TORRE - REAZIONI / CONFIGURATION TOUR - RÉACTIONS / TORRE DE CONFIGURACIÓN - REACCIONES / КОНФИГУРАЦИЯ БАШНИ - РЕАКЦИИ

### EN 14439 - D50

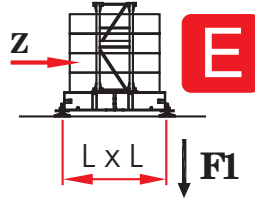
#### 0,975 m L2,8 m - A

	H (m)	Z(t)	F1 (kN)
5,9 m	-	-	-
5,9 m	29.65	52.0	430
5,9 m	23.75	40.0	284
5,9 m	17.85	36.0	240
5,9 m	11.95	32.0	216



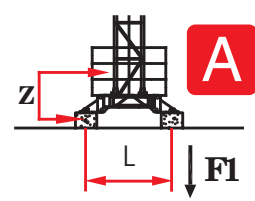
#### 0,975 m L2,8 m - E

	H (m)	Z(t)	F1 (kN)
5,9 m	-	-	-
5,9 m	29.20	52.0	421
5,9 m	23.30	40.0	284
5,9 m	17.40	36.0	240
5,9 m	11.50	32.0	216



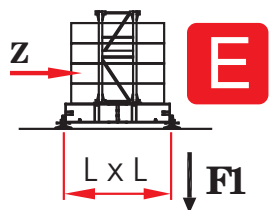
#### 0,975 m L3,2 m - A

	H (m)	Z(t)	F1 (kN)
5,9 m	-	-	-
5,9 m	30.10	44.5	371
5,9 m	24.20	34.6	242
5,9 m	18.30	29.7	213
5,9 m	12.40	24.7	199



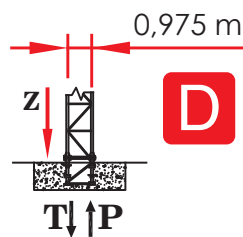
#### 0,975 m L3,2 m - E

	H (m)	Z(t)	F1 (kN)
5,9 m	-	-	-
5,9 m	29.50	44.6	359
5,9 m	23.60	34.7	241
5,9 m	17.70	29.7	212
5,9 m	11.80	24.8	199



#### 0,975 m - D

	H (m)	F2 (kN)	F3 (kN)
5,9 m	-	-	-
5,9 m	28.80	623	536
5,9 m	22.90	441	342
5,9 m	17.00	387	297
5,9 m	11.10	346	263



Comply with the specified ballast / Attenersi alla zavorra indicata / S'en tenir au lest indiqué / Spragnolo / Соблюдать указанный балласт

**LOAD DIAGRAMS \_4.0 T\_2.0 T**

 DIAGRAMMA DI PORTATA / DIAGRAMME DE CHARGE UTILE / CURVAS DE CARGA /  
 ДИАГРАММА ГРУЗОПОДЪЕМНОСТИ

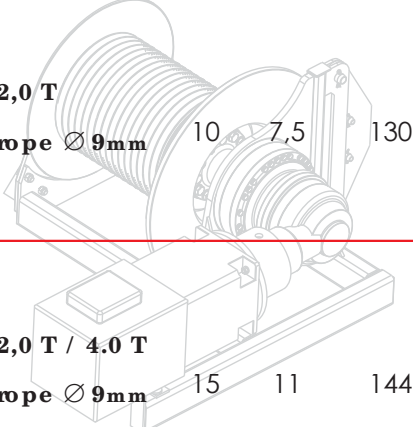
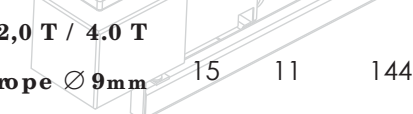
4.000 Kg						2.000 Kg					
JIB	18.0	24.0	30.0	36.0	39.0	JIB	18.0	24.0	30.0	36.0	39.0
1,5 ▶	18.0	23.0	25.0	24.0	22.0	1,5 ▶	18.0	23.0	25.0	24.0	22.0
6	4000	4000	4000	4000	4000	5	2000	2000	2000	2000	2000
8	4000	4000	4000	4000	4000	6	2000	2000	2000	2000	2000
10	4000	4000	4000	4000	4000	7	2000	2000	2000	2000	2000
12	4000	4000	4000	4000	3858	8	2000	2000	2000	2000	2000
14	3828	3756	3670	3576	3261	9	2000	2000	2000	2000	2000
16	3312	3250	3174	3093	2819	10	2000	2000	2000	2000	2000
18	<b>2915</b>	2860	2794	2721	2478	11	2000	2000	2000	2000	2000
20		2550	2490	2426	2208	12	2000	2000	2000	2000	2000
22		2299	2245	2185	1988	13	2000	2000	2000	2000	2000
24		<b>2090</b>	2040	1986	1806	14	2000	2000	2000	2000	2000
26			1869	1819	1653	15	2000	2000	2000	2000	2000
28			1721	1676	1522	16	2000	2000	2000	2000	2000
30			<b>1595</b>	1552	1409	17	2000	2000	2000	2000	2000
32				1444	1310	18	<b>2000</b>	2000	2000	2000	2000
34				1349	1223	19		2000	2000	2000	2000
36				<b>1265</b>	1146	20		2000	2000	2000	2000
39					<b>1045</b>	21		2000	2000	2000	2000
						22		2000	2000	2000	2000
						23		2000	2000	2000	1987
						24		<b>1950</b>	2000	2000	1896
						25			2000	1980	1812
						26			1932	1896	1735
						27			1853	1800	1665
						28			1780	1746	1599
						29			1712	1680	1537
						30			<b>1650</b>	1618	1480
						31				1560	1426
						32				1505	1377
						33				1455	1329
						34				1408	1285
						35				1362	1244
						36				<b>1320</b>	1205
						37					1168
						38					1133
						39					<b>1100</b>

ULTRALIFT \_ALL INTERMEDIATE LOADS ARE DECREASED OF 10% IF THE CRANE IS NOT EQUIPPED WITH ULTRALIFT CONTROL / SENZA IL SISTEMA ULTRALIFT TUTTE LE PORTATE INTERMEDIE DIMINUISCONO IL CARICO DEL 10% / LES CHARGES INTERMEDIAIRES SONT DIMINUEES DE 10% SI LA GRUE N'EST PAS EQUIPE D'UN CONTROLE ULTRALIFT / SIN EL SISTEMA ULTRALIFT LOS MISURA INTERMEDIOS DISMINUIR EL CARICO DEL 10% / БЕЗ ULTRALIFT ПРОМЕЖУТОЧНОЙ УМЕНЬШАЕТСЯ НА 10% НАГРУЗКИ.

## HOISTING WINCH INVERTER - PERFORMANCES

MECCANISMI / MÉCANISMES / MECANISMOS / МЕХАНИЗМЫ

400 VOLT ± 5% - 50Hz \_DIRECTIVE 14/12 - 2005/88/CE

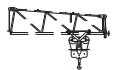
HOISTING WINCH ARGANO	POWER POTENZA CV- ch Ps-hp		ROPE FUNE m.	STEP MARCIA	LOAD CARICO Kg.	SPEED VELOCITÀ m/min.	LOAD CARICO Kg.	SPEED VELOCITÀ m/min.
	kw							
 2,0 T rope Ø 9mm				1	2000	4,3		
				2	2000	17,5		
				3	1000	35		
				4 (*)	0 - 100	40		
 2,0 T / 4,0 T rope Ø 9mm				1	2000	6,5	4000	3,25
				2	2000	25	4000	12,5
				3	1000	50	2000	25
				4 (*)	200	60	400	30
					7.5 kW			11 kW
ABSORPTIONS / ASSORBIMENTI					10.4 kW			13 kW



SLEWING

0,30 / 0,60 / 1,0 min<sup>-1</sup>

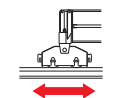
3,0 kW



TROLLEY

18,0 / 40,0 / 60,0 m/min

2,2 kW



TRAVELLING

















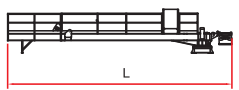

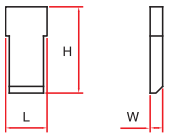





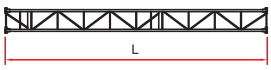

13 m/min

2 X 2,9 kW

(\*) SPEED AUTOMATICALLY CONTROLLED BY A CURRENT SENSOR / VELOCITÀ REGOLATA AUTOMATICAMENTE DA SENSORE DI CORRENTE / VITESSE RÉGLÉE AUTOMATIQUEMENT PAR CAPTEUR DE COURANT / ACELERAR CONTROLADO AUTOMÁTICAMENTE POR UN SENSOR DE CORRIENTE / СКОРОСТЬ АВТОМАТИЧЕСКИ РЕГУЛИРУЕТСЯ ДАТЧИКОМ ТОКА







**PACKING LIST**

LISTA DEI COLLI / LISTE DE COLISAGE / LISTA DE CONTENIDO / ВЕС И ГАБАРИТНЫЕ РАЗМЕРЫ

DENOMINAZIONE DESCRIPTION	POS. ITEM	PEZZI PIECES	DRAWING DISEGNO	DIMENSIONS mm			WEIGHT Kg			
				L	W	H	UNIT	TOTAL		
<b>JIB ELEMENT / ELEMENTO DI FRECCIA</b> ELÈMENT DE FLÈCHE / ELEMENTO DE FLECHA / элемент стрелка	1	n. 1			7,712	0,900	1,680	675	-	
		n. 2			5,987	0,900	1,630	410	-	
		n. 3			5,988	0,900	1,630	371	-	
		n. 4			5,978	0,900	1,080	355	-	
		n. 5			5,970	0,900	1,030	240	-	
		n. 6			5,970	0,900	1,030	227	-	
		n. 7			3,010	0,900	1,030	145	-	
		n. 8			0,400	0,900	1,242	33	-	
<b>COUNTERJIB-TOURNABLE,                      HOISTING WINCH, ELECTRICAL BOX, /                      CONTROFRECCIA-GIREVOLE,                      ARGANO,QUADRO ELETR. /                      CONTREFLÈCHE TOURNANTE, TREUIL DE                      LEVAGE, ARMOIRE ELECTRIQUE, /                      CONTRAFLECHA GIRATORIA,                      CABRESTANTE ELEVACIÓN,                      CUADRO ELÉCTRICO, /                      поворот, контрстрела, подъем,                      лебедка, электрощит</b>	2	1			10,050	1,640	2,13	3600	-	
<b>COUNTERWEIGHT BLOCKS /                      BLOCCHI DI CONTRAPPESO /                      CONTRE-POIDS / BLOQUES                      DECONTRAPESO / блоки                      противовеса</b>	3	2			A36+3	0,840	0,375	3,000	1607	3214
		3			B36+3	0,840	0,180	3,000	787	2361
		1			C36+3	0,840	0,470	3,000	2000	-
<b>TOWER ELEMENT / ELEMENTO DI TORRE</b> ELÈMENT DE MATURE / ELEMENTO DE TORRE / башенный элемент	4	1			2,360	0,975	1,135	382	-	
		1			5,900	0,975	1,135	795	-	
		1			11,800	0,975	1,135	1595	-	

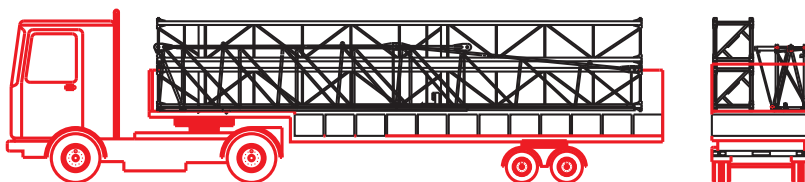
## PACKING LIST

LISTA DEI COLLI / LISTE DE COLISAGE / LISTA DE CONTENIDO / ВЕС И ГАБАРИТНЫЕ РАЗМЕРЫ

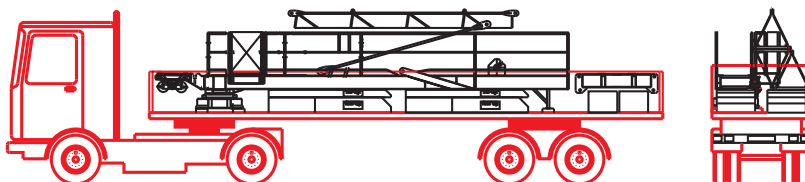
DENOMINAZIONE DESCRIPTION	POS. ITEM	PEZZI PIECES	DRAWING DISEGNO	DIMENSIONS mm			WEIGHT Kg	
				L	W	H	UNIT	TOTAL
EXPANDABLE FOUNDATION ELEMENT / TRONCHETTO DI FONDAZIONE / ÉLÉMENT A SCELLER / TRONCO DE FUNDACIÓN / СТВОЛ ОСНОВАНИЯ	5	1		1,10	0,975	1,135	210	-
CROSS-BASE / CROCIERA DI BASE CHASSIS DE BASE / CRUCETA DE BASE / башенный элемент	6	1		3,200	3,200	0,600	1450	-
CONCRETE PAD / BLOCCO DI APPOGGIO / SABOT EN BÉTON / BLOQUE DE APOYO / опорный блок	7	4		2,400	0,450	0,450	1000	4000
DRIVING BOGIE / BILANCINO TRASL. FOLLE / BOGGIE FOU / BALANCÍN DE TRASLACIÓN LOCO/ не приводной балансир для горизонтального перемещения	8	2		0,800	0,195	0,385	190	380
DRIVEN BOGIE / BILANCINO TRASLAZIONE MOTORIZZATO / BOGGIE MOTORISÉÉ / BALANCÍN DE TRASLACIÓN MOTORIZADO / приводной балансир горизонтального перемещения	9	2		0,925	0,425	0,385	310	620
BASE BALLAST BLOCK / BLOCCO DI ZAVORRA / LEST DE BASE / BLOQUE DE LASTRE / Блок балласта	10	1		2,400	0,520	0,700	2000	-

## TRACK LOAD PLAN / PIANO DI CARICO

- A** Jib elements N°1-2-3-8, N°2 tower elements 11,8m length, N°12 ballast blocks  
**Elementi braccio N°1-2-3-8, N°2 elementi torre 11,8m - 12 bl. zavorra**  
 N°12 blocs lest de base, N°2 élément de mature 11,8m , élément de fleché N°1-2-3-8  
 Elementos pluma N°1-2-3-8, N°2 elementos torre 11,8m – 12 bloques Lastre  
 Элементы стрелы N°1-2-3-8, N°2 элементы башни 11,8 м – 12 блоков балласта



- B** Counterweight blocks, counterjib, complete base, jib elements N°4-5-6, N°2 ballast blocks.  
**Blocchi di contrappeso, controfreccia, base completa, elementi freccia N°4-5-6, N°2 blocchi di zavorra.**  
 Blocs de contrepoids, contrefleche, chassis de base, élément de fleché N°4-5-6, N°2 blocs lest de base.  
 Bloques de contrapeso, contraflecha, base completa, elementos flecha N° 4-5-6, N°2 bloques de lastre  
 Блоки противовеса, контрстрела, полное основание, элементы стрелы N° 4-5-6, N°2 блока балласта



[ MRT 42 \_REV. \_0413 ] ADL / TECHNICAL DEPARTEMENT

---

THE DATA OBJECT OF THESE SHEETS ARE SUBJECT TO CHANGE WITHOUT PRIOR NOTICE / I DATI OGGETTO DELLE PRESENTI SCHEDE POTREBBERO SUBIRE MODIFICHE SENZA PREAVVISO / LES INFORMATIONS DONNÉES DANS LES PRÉSENTES FICHES POURRAIENT SUBIR DES MODIFICATIONS SANS PRÉAVIS / LOS DATOS CONTENIDOS EN ESTE FORMULARIO ESTÁN SUJETAS A CAMBIOS SIN PREVIO AVISO / ДАННЫЕ, УКАЗАННЫЕ В НАСТОЯЩИХ СПЕЦИФИКАЦИЯХ, МОГУТ ИЗМЕНЯТЬСЯ БЕЗ ПРЕДВАРИТЕЛЬНОГО ПРЕДУПРЕЖДЕНИЯ.