

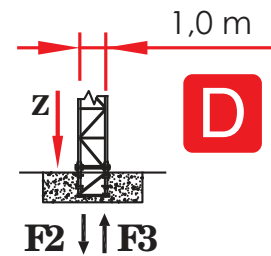
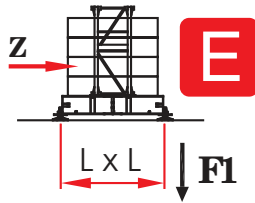
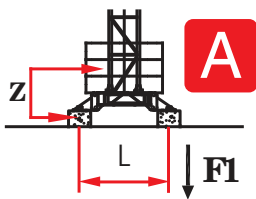
**A4 EN 14439 - C50 - D50**

**TOWER CONFIGURATION - REACTIONS**

CONFIGURAZIONE TORRE - REAZIONI / CONFIGURATION TOUR - RÉACTIONS / TORRE DE CONFIGURACIÓN - REACCIONES / КОНФИГУРАЦИЯ БАШНИ — РЕАКЦИИ

**EN 14439 - C50**

☒ 1,0 m L2,8 m - A				☒ 1,0 m L2,8 m - E				☒ 1,0 m - D			
	H (m)	Z(t)	F1 (kN)		H (m)	Z(t)	F1 (kN)		H (m)	Z(t)	F1 (kN)
-	-	-	-	-	-	-	-	-	-	-	-
6,0 m	29.9	48.0	378	6,0 m	29.5	48.0	365	6,0 m	28.9	513	468
6,0 m	23.9	40.0	250	6,0 m	23.5	40.0	249	6,0 m	22.9	375	319
6,0 m	17.9	36.0	226	6,0 m	17.5	36.0	225	6,0 m	16.9	331	279
6,0 m	11.9	32.0	202	6,0 m	11.5	32.0	202	6,0 m	10.9	298	249



Comply with the specified ballast / Attenersi alla zavorra indicata / S'en tenir au lest indiqué / Spagnolo / Соблюдать указанный балласт

## TOWER CONFIGURATION - REACTIONS

CONFIGURAZIONE TORRE - REAZIONI / CONFIGURATION TOUR - RÉACTIONS / TORRE DE CONFIGURACIÓN - REACCIONES / КОНФИГУРАЦИЯ БАШНИ - РЕАКЦИИ

### EN 14439 - D50

#### 1,0 m L2,8 m - A

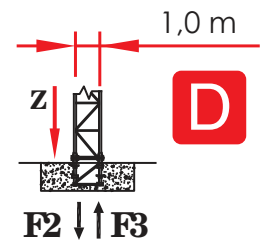
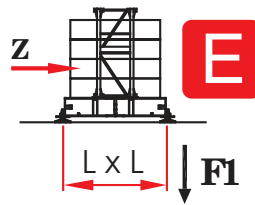
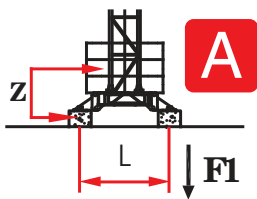
	H (m)	Z(t)	F1 (kN)
-	-	-	-
-	-	-	-
2,4 m	26.3	48.0	400
6,0 m	23.9	40.0	322
6,0 m	17.9	36.0	226
6,0 m	11.9	32.0	202

#### 1,0 m L2,8 m - E

	H (m)	Z(t)	F1 (kN)
-	-	-	-
-	-	-	-
2,4 m	25.9	48.0	385
6,0 m	23.5	40.0	309
6,0 m	17.5	36.0	225
6,0 m	11.5	32.0	202

#### 1,0 m - D

	H (m)	Z(t)	F1 (kN)
-	-	-	-
-	-	-	-
2,4 m	25.3	520	478
6,0 m	22.9	422	381
6,0 m	16.9	331	279
6,0 m	10.9	298	249



Comply with the specified ballast / Attenersi alla zavorra indicata / S'en tenir au lest indiqué / Spagnolo / Соблюдать указанный балласт

## LOAD DIAGRAMS 2.0 T

DIAGRAMMA DI PORTATA / DIAGRAMME DE CHARGE UTILE / CURVAS DE CARGA /  
 ДИАГРАММА ГРУЗОПОДЪЕМНОСТИ

### 2.000 Kg

JIB	17.0	23.0	28.5	35.0
1,5 ▶	17.0	22.0	22.0	21.0
6	2000	2000	2000	2000
8	2000	2000	2000	2000
10	2000	2000	2000	2000
12	2000	2000	2000	2000
14	2000	2000	2000	2000
15	2000	2000	2000	2000
16	2000	2000	2000	2000
17	<b>1925</b>	2000	2000	2000
18		2000	2000	2000
20		2000	2000	2000
22		<b>1914</b>	1969	1834
23			1875	1748
24			1791	1669
26			1643	1528
28,5			<b>1485</b>	1382
30				1306
32				1215
34				1136
35				<b>1100</b>



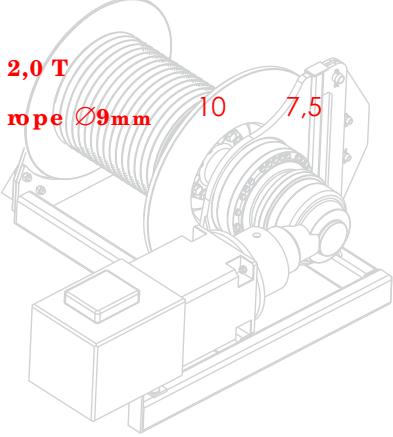
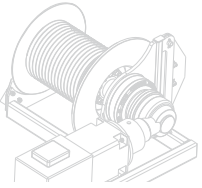


ULTRALIFT \_ALL INTERMEDIATE LOADS ARE DECREASED OF 10% IF THE CRANE IS NOT EQUIPPED WITH ULTRALIFT CONTROL / SENZA IL SISTEMA ULTRALIFT TUTTE LE PORTATE INTERMEDIE DIMINUISCONO IL CARICO DEL 10% / LES CHARGES INTERMEDIARES SONT DIMINUÉES DE 10% SI LA GRUE N'EST PAS ÉQUIPÉ D'UN CONTROLE ULTRALIFT / SIN EL SISTEMA ULTRALIFT LOS MISURA INTERMEDIOS DISMINUIR EL CARICO DEL 10% / БЕЗ ULTRALIFT ПРОМЕЖУТОЧНОЙ УМЕНЬШАЕТСЯ НА 10% НАГРУЗКИ.

## HOISTING WINCH INVERTER - PERFORMANCES

MECCANISMI / MÉCANISMES / MECANISMOS / МЕХАНИЗМЫ

400 VOLT  $\pm$  5% - 50Hz \_DIRECTIVE 14/12 - 2005/88/CE

HOISTING WINCH	POWER POTENZA	ROPE FUNE	STEP MARCIA	LOAD CARICO	SPEED VELOCITÀ	LOAD CARICO	SPEED VELOCITÀ
ARGANO	CV- ch Ps-hp	kW	m.	Kg.	 m/min.	Kg.	 m/min.
			1	2000	4,3		
			2	2000	17,5		
			3	1000	35		
			4 (*)	0 - 100	40		
				7.5 kW			

ABSORPTIONS / ASSORBIMENTI

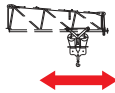
9.4 kW



SLEWING

0,38 / 0,71 / 1,02 min<sup>-1</sup>

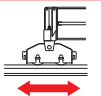
2,9 kW



TROLLEY

16,0 / 45,0 / 63,0 m/min

1,4 kW



TRAVELLING

- m/min

- kW

(\*) SPEED AUTOMATICALLY CONTROLLED BY A CURRENT SENSOR / VELOCITÀ REGOLATA AUTOMATICAMENTE DA SENSORE DI CORRENTE / VITESSE RÉGLÉE AUTOMATIQUEMENT PAR CAPTEUR DE COURANT / ACELERAR CONTROLADO AUTOMÁTICAMENTE POR UN SENSOR DE CORRIENTE / СКОРОСТЬ АВТОМАТИЧЕСКИ РЕГУЛИРУЕТСЯ ДАТЧИКОМ ТОКА

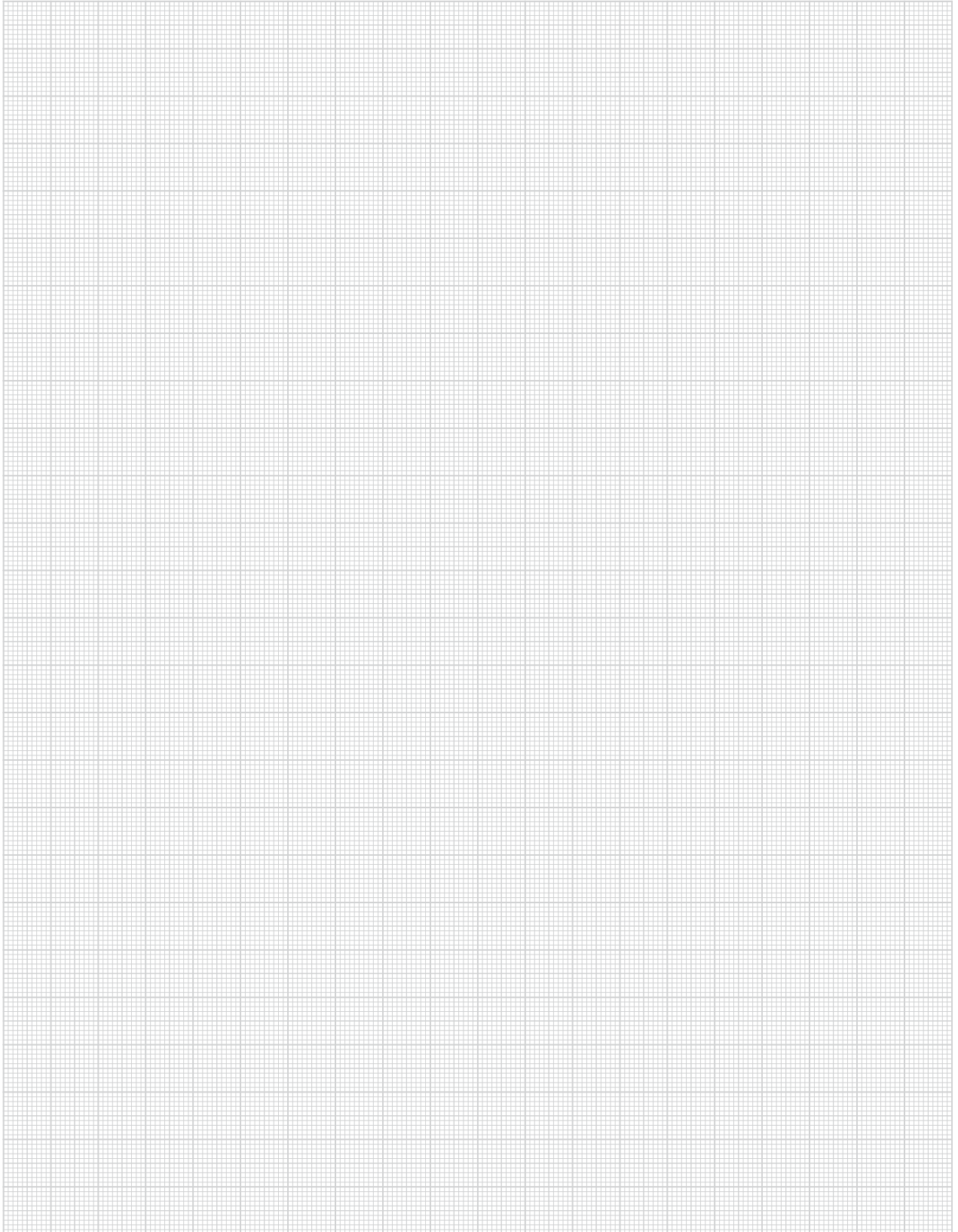
**PACKING LIST**

LISTA DEI COLLI / LISTE DE COLISAGE / LISTA DE CONTENIDO / ВЕС И ГАБАРИТНЫЕ РАЗМЕРЫ

DENOMINAZIONE DESCRIPTION	POS. ITEM	PEZZI PIECES	DRAWING DISEGNO	DIMENSIONI mm			PESO Kg		
				L	W	H	UNIT	TOTAL	
JIB ELEMENT / ELEMENTO DI FRECCIA ELEMENT DE FLÈCHE / ELEMENTO DE FLECHA / элемент стрелка	1	n. 1		6,175	0,820	1,300	735	-	
	1	n. 2		6,000	0,790	1,200	377	-	
	1	n. 3		5,955	0,790	1,200	326	-	
	1	n. 4		5,905	0,790	1,200	280	-	
	1	n. 5		5,885	0,790	1,200	255	-	
	1	n. 6		5,810	0,790	1,200	240	-	
COUNTERJIB-TOURNABLE, HOISTING WINCH, ELECTRICAL BOX, A FRAME / CONTROFRECCIA-GIREVOLE, ARGANO, QUADRO ELETR., CUSPIDE / CONTREFLÈCHE TOURNANTE, TREUIL DE LEVAGE, ARMOIRE ELECTRIQUE, POINTE / CONTRAFLECHA GIRATORIA, CABRESTANTE ELEVACIÓN, CUADRO ELÉCTRICO, CÚSPIDE / ПОВОРОТ, КОНТРСТРЕЛА, ПОДЪЕМ, ЛЕБЕДКА, ЭЛЕКТРОЩИТ, ШПИЛЬ.	1			L 2	3,75	1,995	1,70	1785	-
EXTERNAL COUNTERJIB / CONTROFRECCIA ESTERNA / CONTREFLÈCHE EXTÉRIEURE / CONTRAFLECHA EXTERNO / Наружный элемент контрстрелы	1			L 1	9,050	0,875	1,260	900	-
COUNTERWEIGHT BLOCKS / BLOCCHI DI CONTRAPPESO / CONTRE-POIDS / BLOQUES DECONTRAPESO / блоки противовеса	1			A36	0,640	0,310	2,145	780	-
	5			B36	0,640	0,235	2,145	605	3025
TOWER ELEMENT / ELEMENTO DI TORRE ELEMENT DE MATURE / ELEMENTO DE TORRE / башенный элемент	4	1			6,000	1,110	1,110	853	-
COMPLETE BASE / BASE COMPLETA CHASSIS DE BASE / BASE COMPLETA / башенный элемент	1			L 1	2,400	2,400	0,560	1100	-
	4			L 2	0,800	0,400	0,570	95	380
CONCRETE PAD / BLOCCO DI APPOGGIO / SABOT EN BÉTON / BLOQUE DE APOYO / опорный блок	7	1			2,400	0,450	0,450	1000	-
BASE BALLAST BLOCK / BLOCCO DI ZAVORRA / LEST DE BASE / BLOQUE DE LASTRE / блок балласта	8	1			2,400	0,700	0,520	2000	-

---

NOTE



[ MRT 36 \_REV. \_0413 ] ADL / TECHNICAL DEPARTEMENT

---

THE DATA OBJECT OF THESE SHEETS ARE SUBJECT TO CHANGE WITHOUT PRIOR NOTICE / I DATI OGGETTO DELLE PRESENTI SCHEDE POTREBBERO SUBIRE MODIFICHE SENZA PREAVVISO / LES INFORMATIONS DONNÉES DANS LES PRÉSENTES FICHES POURRAIENT SUBIR DES MODIFICATIONS SANS PRÉAVIS / LOS DATOS CONTENIDOS EN ESTE FORMULARIO ESTÁN SUJETAS A CAMBIOS SIN PREVIO AVISO / ДАННЫЕ, УКАЗАННЫЕ В НАСТОЯЩИХ СПЕЦИФИКАЦИЯХ, МОГУТ ИЗМЕНЯТЬСЯ БЕЗ ПРЕДВАРИТЕЛЬНОГО ПРЕДУПРЕЖДЕНИЯ.